

Dual engine operation panel AHD-DEOP #1



Whistle operation panel AHD-WOP #1



Whistle operation panel AHD-WOP #2



Dual engine operation panel AHD-DEOP #2



15" Colour display with integrated PC AHD 1015TC #1



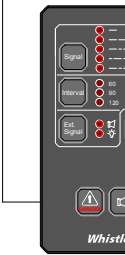
15" Colour display with integrated PC AHD 1015TC #2



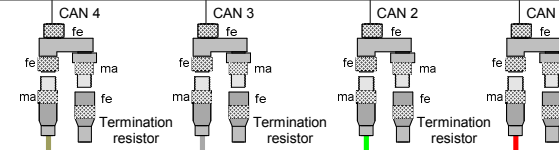
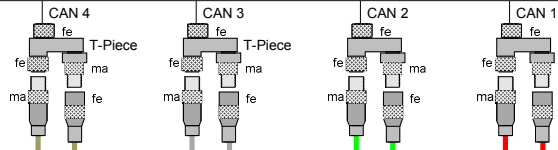
Engine operation panel AHD-EOP #1




Whistle operation panel AHD-WOP #3



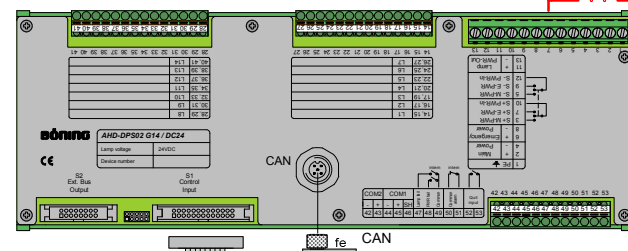
Engine operation panel AHD-EOP #2



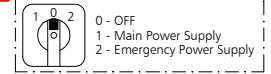
Control panel AHD-DPS02 B14



Nav. lights control and monitoring AHD-DPS02 G14/DC24LED




Power Selector Switch



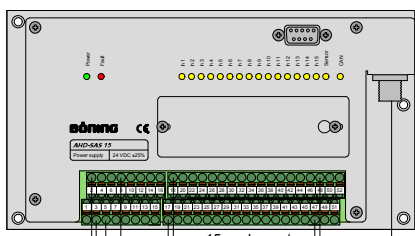
Bridge

Engine Room


Binary data station AHD-PS 47 #1



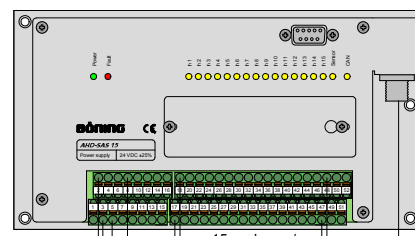
Data station AHD-SAS 15 #1



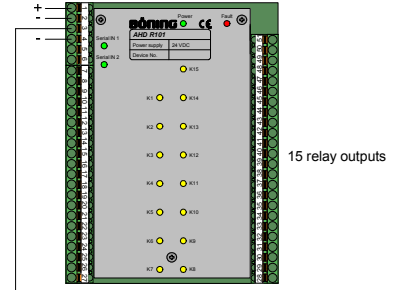
Binary data station AHD-PS 47 #2



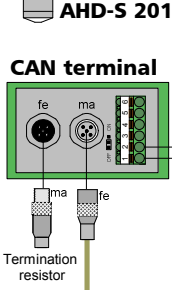
Data station AHD-SAS 15 #2



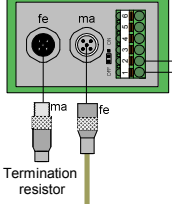
Relay station AHD R101 #1



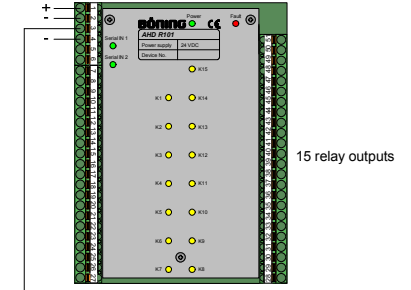
Level sensor AHD-S 201



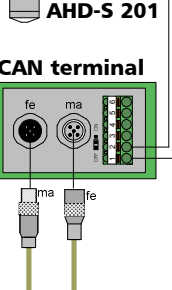
CAN terminal



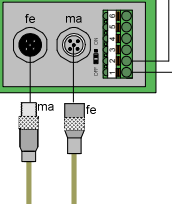
Relay station AHD R101 #2



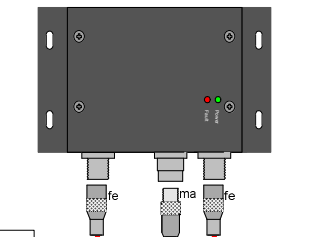
Level sensor AHD-S 201



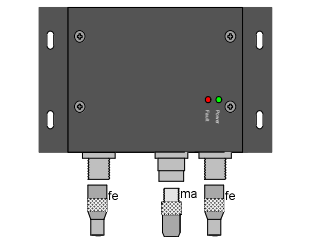
CAN terminal



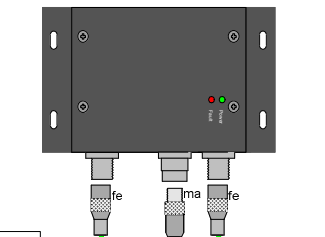
CAN converter AHD-UCC #1



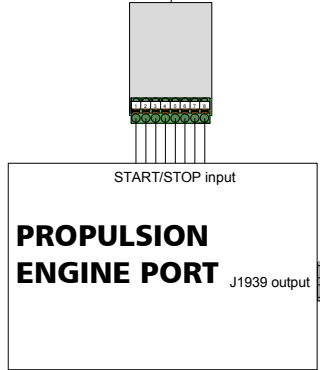
CAN converter AHD-UCC #3



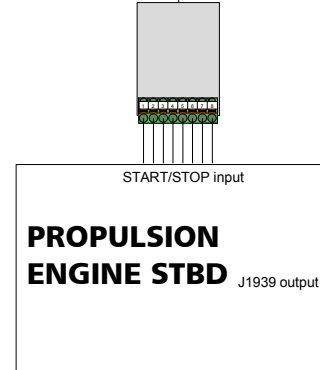
CAN converter AHD-UCC #2



AHD-EOP Adaptor #1



AHD-EOP Adaptor #2



- CAN-Bus PORT engine
- CAN-Bus STBD engine
- CAN-Bus alarm system
- CAN-Bus alarm system (redundant)

Power Supply 24VDC +30%/-25%