

AHD-DRM R

Display Operation Panel with Rotary Push Drive



Remote operation of Böning panel PCs and displays of the AHD 11XX, AHD 12XX and AHD 13XX series

Single and multiple control of displays (in combination with operating panel AHD-DC)

Data communication on CAN bus

Comfortable control of display menu and visualization by illuminated ergonomic rotary push drive

Robust and elegant design for sophisticated demands

Compact device for installation in control desks, panels or arm-rests

The display operation panel AHD-DRM R features all necessary functions to operate Böning panel PCs (AHD 12XX and AHD 13XX) and displays (AHD 11XX). With the operation panels all visualization pages can be opened and the respective operational elements on the pages can be activated.

If multiple displays shall be operated from different selectable control stands, the Böning operating panel AHD-DC must be installed additionally for the selection of the active display.

On the rear side, AHD-DRM R is provided with a plug connector for CAN bus connection and a 5-pole terminal strip (connection of 24 V DC power supply and alternative connection of the CAN bus).

The operation panels AHD-DRM R and AHD-DC (if used) are connected to the same CAN bus for data transmission from operation panels and controls to the displays. All controllable displays are also connected to the control CAN bus interface port.

The control CAN bus is separated from other CAN bus systems (i.e. SAS CAN for ship alarm and monitoring system or engine CAN bus) in order to ensure an undisturbed data communication.

For safety reasons, every operation panel on the control CAN is connected separately to the 24 V DC power supply.

Technical information:

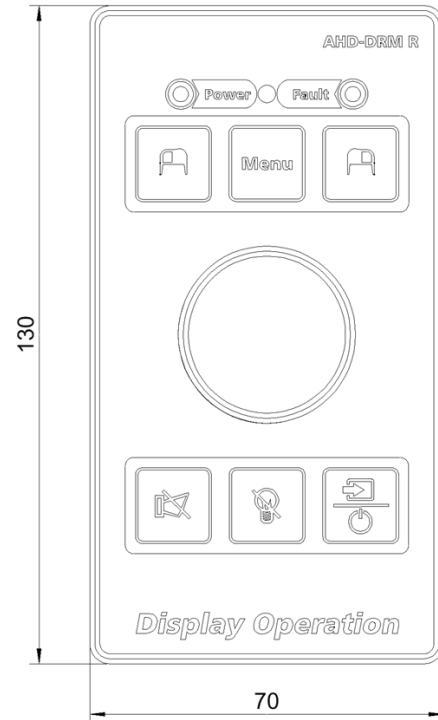
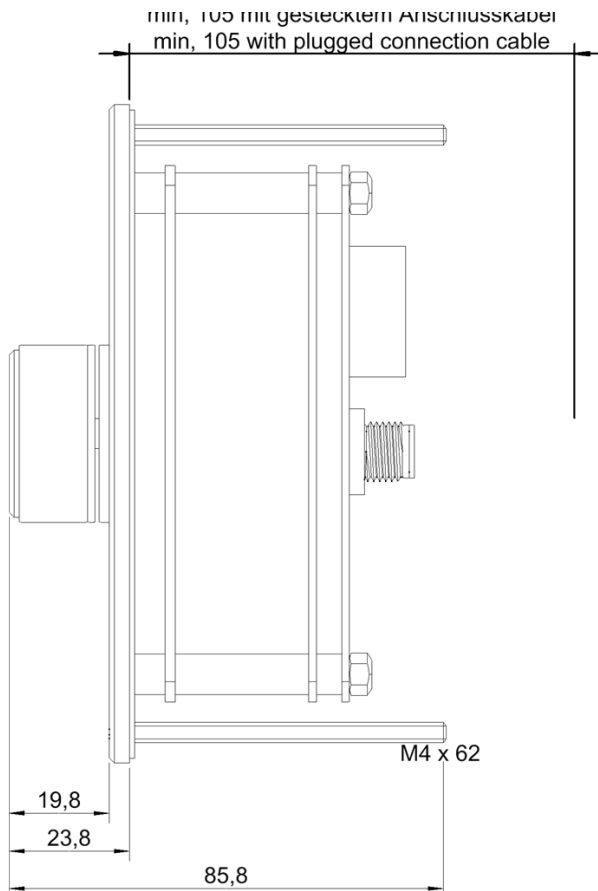


Image is similar.

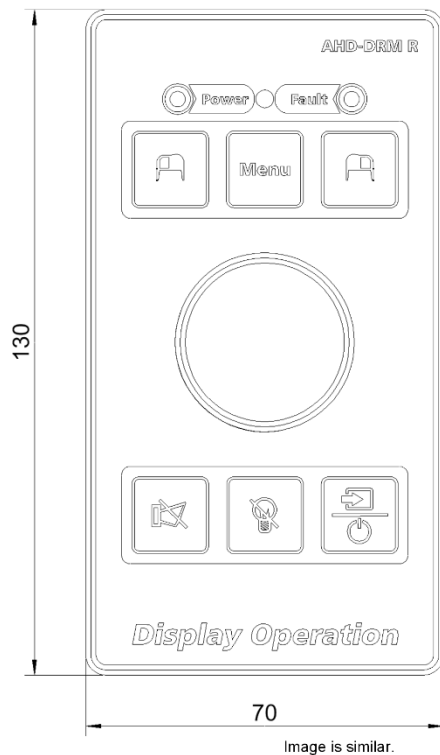


Image is similar.

Technical data

Mechanical data

Dimension W x H x D 70 x 130 x 86 mm (appr.)

Weight Appr. 0.3 kg

Environmental data

Operating temperature -30°C ... +70°C

Storage temperature -50°C ... +85°C

Protection class IP 56, front side
IP 20, rear side

Electrical data

Power supply 24 V DC (+30% -25%)

Current consumption, max. Appr. 30 mA (24 V DC)

Interfaces

1 x CAN Data communication with displays and AHD-DC units on control CAN

5-pole terminal list Connection of 24 V DC power supply
Alternative connection of CAN bus

Approvals CRS, LR, RS

Item number 13281